



Student Satisfaction Survey

Conducted on the basis of Student Satisfaction Survey Questionnaire of NAAC

Student Satisfaction Survey on Teaching Learning Process

Analysis Report 2021 – 2022

Total No. of respondents: 3418

1. How much of the syllabus was covered in the class?	
85% - 100%	98.62%
70% - 84%	1.38%
55% - 69%	0.00%
30% - 54%	0.00%
Below 30%	0.00%
2. How well did the teachers prepare for the classes?	
Thoroughly	87.80%
Satisfactorily	12.20%
Poorly	0.00%
Indifferently	0.00%
Wont teach at all	0.00%
3. How well were the teachers able to communicate?	
Always Effective	90.67%
Sometimes Effective	9.33%
Just Satisfactorily	0.00%
Generally Ineffective	0.00%
Very Poor Communication	0.00%
4. The teacher's approach to teaching can best be described as	
Excellent	87.39%
Very Good	12.49%
Good	0.12%
Fair	0.00%
Poor	0.00%



5. Fairness of the internal evaluation process by the teachers	
Always Fair	84.82%
Usually Fair	14.98%
Sometimes Unfair	0.20%
Usually Unfair	0.00%
Unfair	0.00%
6. Was your performance in assignments discussed with you?	
Every time	84.58%
Usually	13.69%
Occasionally/Sometimes	1.73%
Rarely	0.00%
Never	0.00%
7. The institute takes active interest in promoting internship, student exchange, field visit opportunities for students	
Regularly	93.48%
Often	6.52%
Sometimes	0.00%
Rarely	0.00%
Never	0.00%
8. The teaching and mentoring process in your institution facilitates you in cognitive, social and emotional growth	
Significantly	85.17%
Very well	13.96%
Moderately	0.88%
Marginally	0.00%
Not at all	0.00%
9. The institution provides multiple opportunities to learn and grow	
Strongly Agree	87.74%
Agree	11.67%
Neutral	0.59%



Disagree	0.00%
Strongly Disagree	0.00%
10. Teachers inform you about your expected competencies, course outcomes and programme outcomes	
Every time	93.27%
Usually	6.73%
Occasionally/Sometimes	0.00%
Rarely	0.00%
Never	0.00%
11. Your mentor does a necessary follow-up with an assigned task to you	
Every time	84.41%
Usually	14.60%
Occasionally/Sometimes	0.99%
Rarely	0.00%
I don't have a mentor	0.00%
12. The teachers illustrate the concepts through examples and applications.	
Every time	84.00%
Usually	15.59%
Occasionally/Sometimes	0.41%
Rarely	0.00%
Never	0.00%
13. The teachers identify your strengths and encourage you with providing right level of challenges	
Fully	84.87%
Reasonably	14.07%
Partially	1.05%
Slightly	0.00%
Unable to	0.00%



14. Teachers are able to identify your weaknesses and help you to overcome them	
Every time	82.24%
Usually	16.56%
Occasionally/Sometimes	1.20%
Rarely	0.00%
Never	0.00%
15. The institution makes effort to engage students in the monitoring, review and continuous quality improvement of the teaching learning process	
Strongly Agree	84.79%
Agree	14.37%
Neutral	0.85%
Disagree	0.00%
Strongly Disagree	0.00%
16. The institute/ teachers use student centric methods, such as experiential learning, participative learning and problem solving methodologies for enhancing learning experiences	
To a great extent	85.49%
Moderate	13.96%
Some what	0.56%
Very Little	0.00%
Not at all	0.00%
17. Teachers encourage you to participate in extracurricular activities	
Strongly Agree	84.76%
Agree	14.10%
Neutral	1.14%
Disagree	0.00%
Strongly Disagree	0.00%

**18. Efforts are made by the institute/ teachers to inculcate soft skills, life skills and employability skills to make you ready for the world of work**

To a great extent	89.53%
Moderate	10.47%
Some what	0.00%
Very Little	0.00%
Not at all	0.00%

19. What percentage of teachers use ICT tools such as LCD projector, Multimedia, etc. while teaching

Above 90%	99.62%
70% - 89%	0.38%
50% - 69%	0.00%
30% - 49%	0.00%
Below 30%	0.00%

20. The overall quality of teaching-learning process in your institute is very good

Strongly Agree	96.20%
Agree	3.48%
Neutral	0.32%
Disagree	0.00%
Strongly Disagree	0.00%



Student Satisfaction Survey

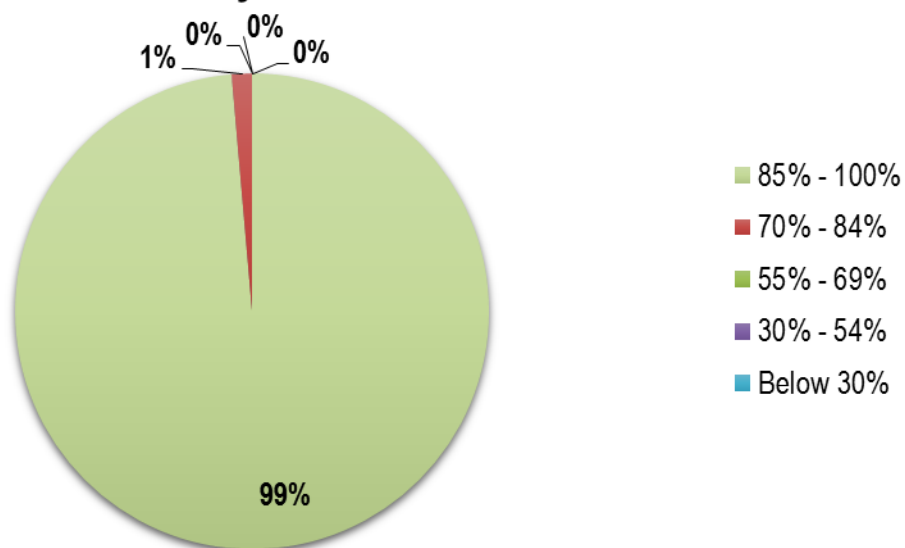
Conducted on the basis of Student Satisfaction Survey Questionnaire of NAAC

Student Satisfaction Survey on Teaching Learning Process

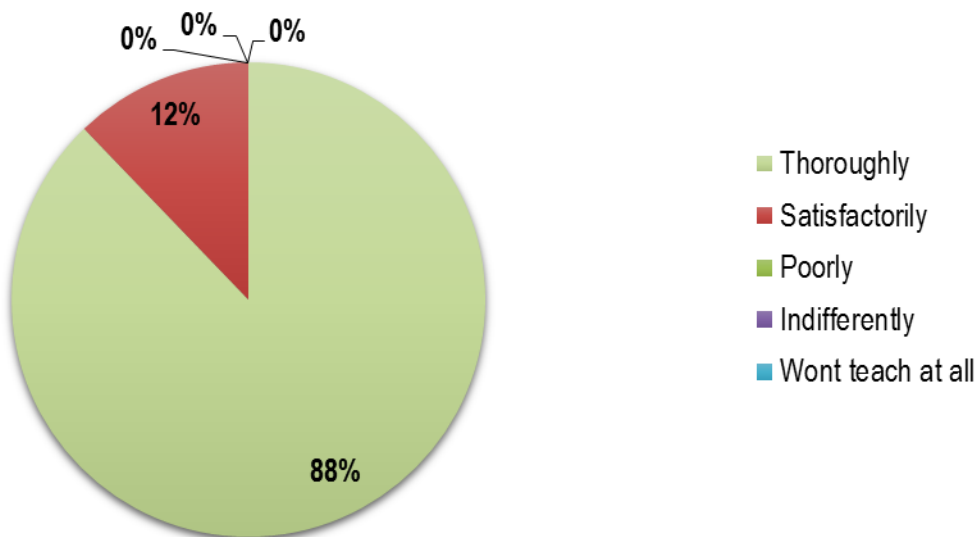
Analysis Report 2021 – 2022

Total No. of respondents: 3418

1. How much of the syllabus was covered in the class?

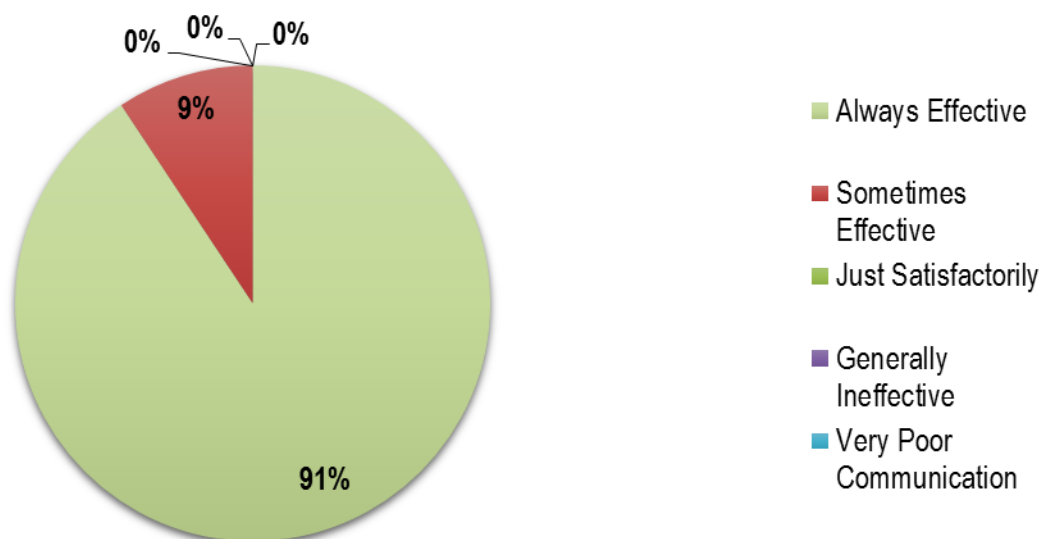


2. How well did the teachers prepare for the classes?

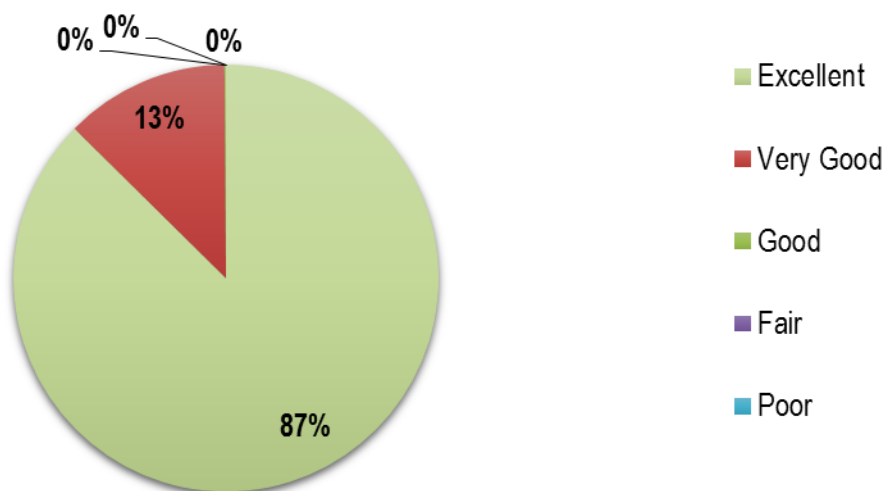




3. How well were the teachers able to communicate?

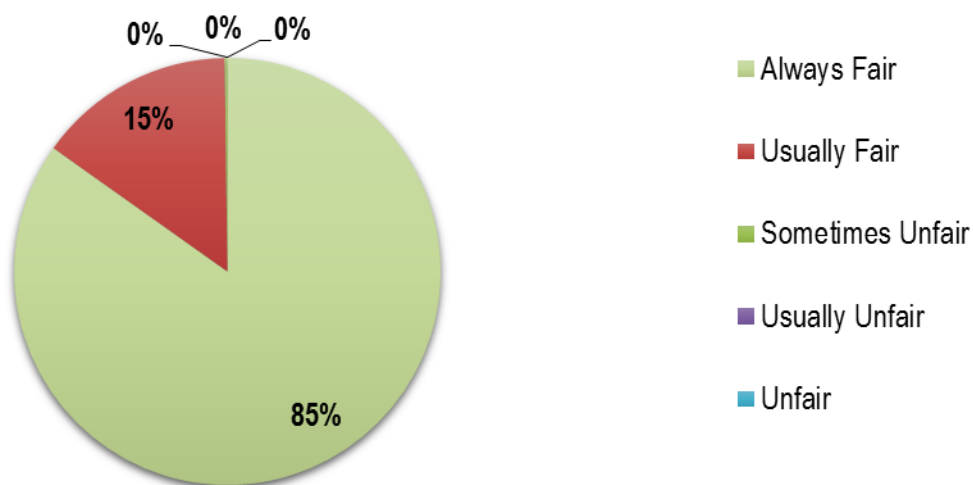


4. The teacher's approach to teaching can best be described as

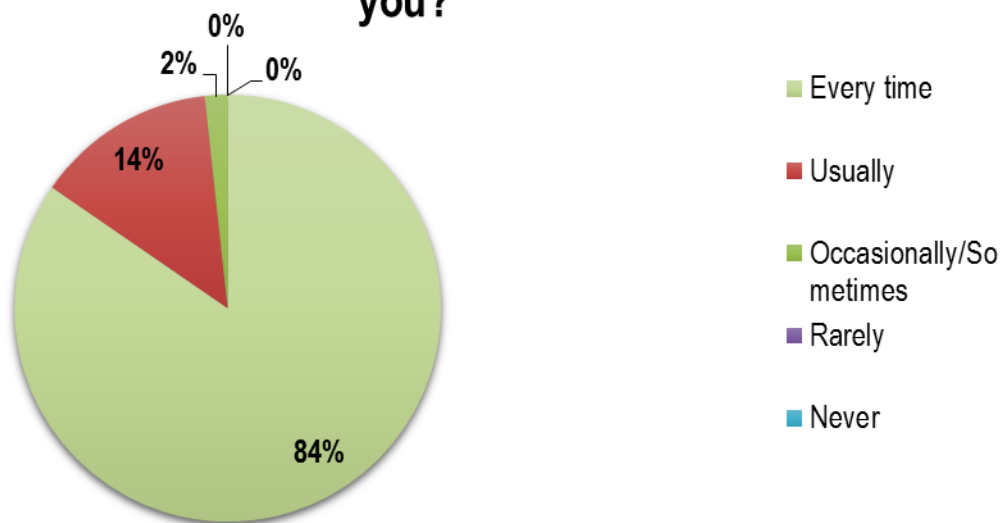




5. Fairness of the internal evaluation process by the teachers

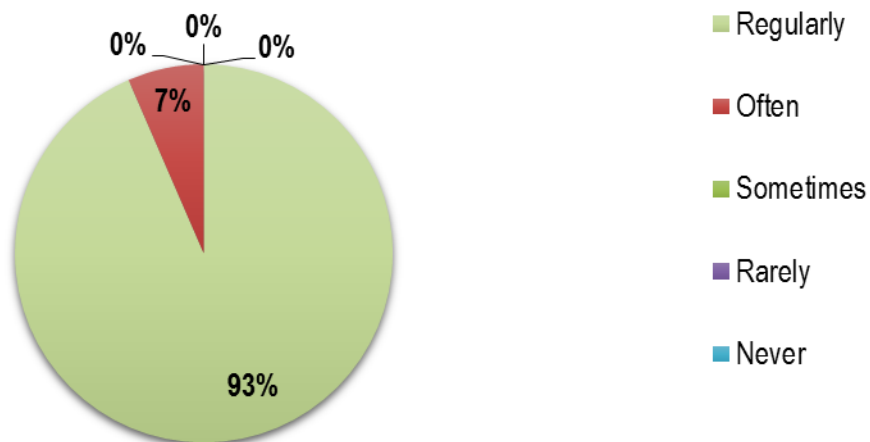


6. Was your performance in assignments discussed with you?

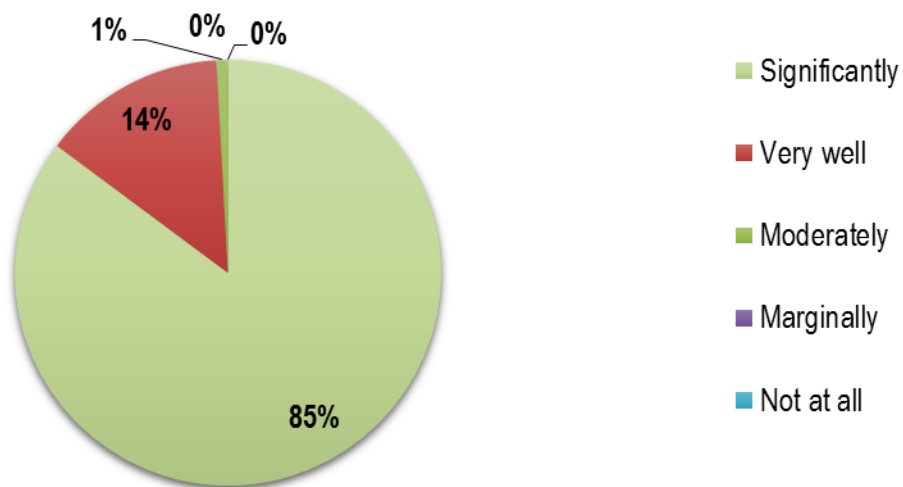




7. The institute takes active interest in promoting internship, student exchange, field visit opportunities for students

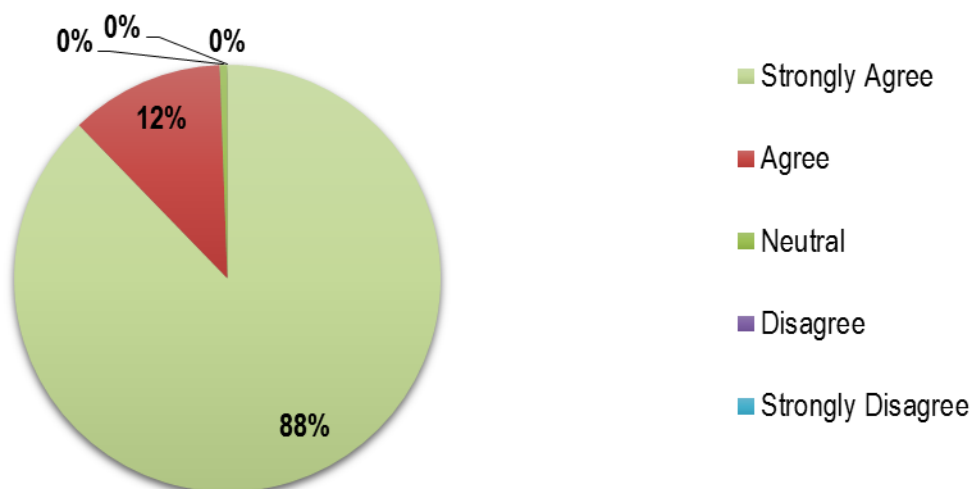


8. The teaching and mentoring process in your institution facilitates you in cognitive, social and emotional growth

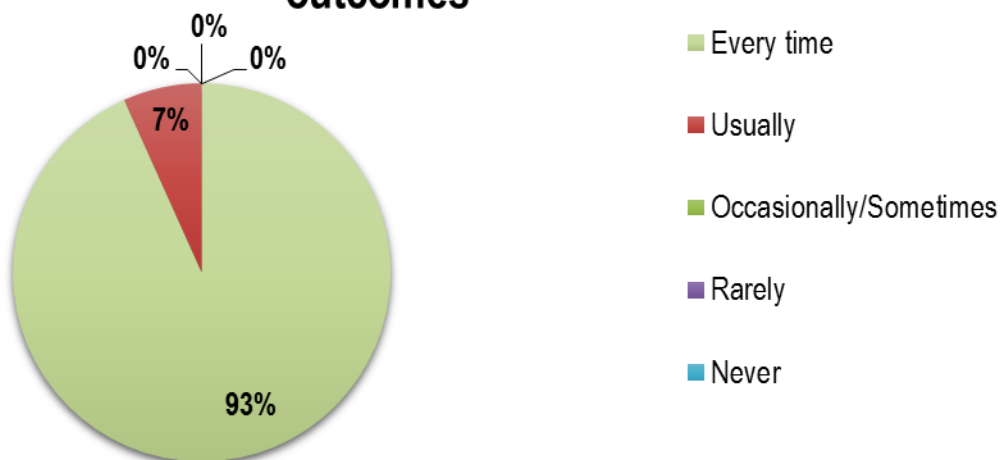




9. The institution provides multiple opportunities to learn and grow

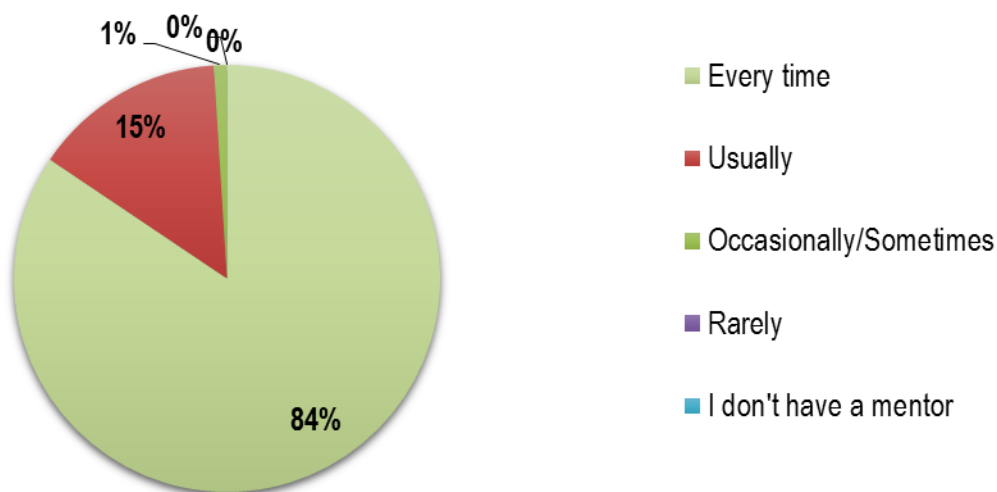


10. Teachers inform you about your expected competencies, course outcomes and programme outcomes

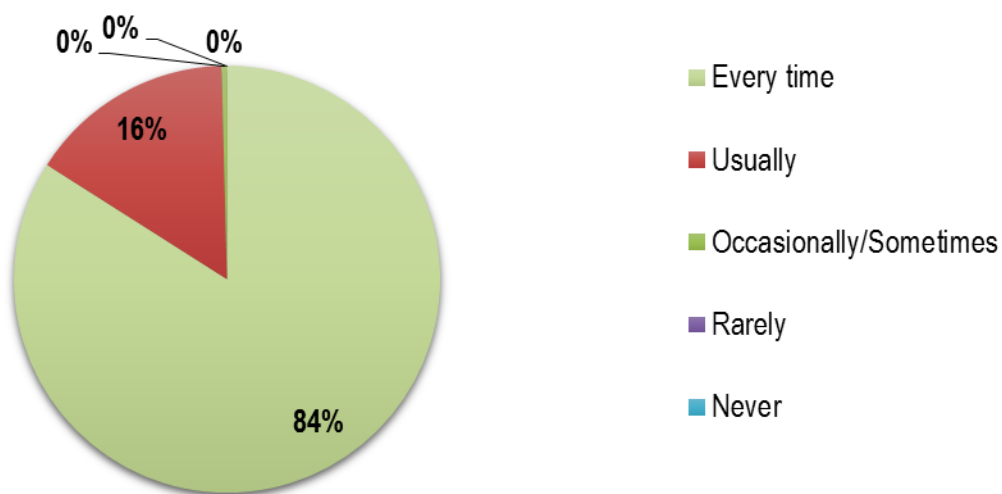




11. Your mentor does a necessary follow-up with an assigned task to you

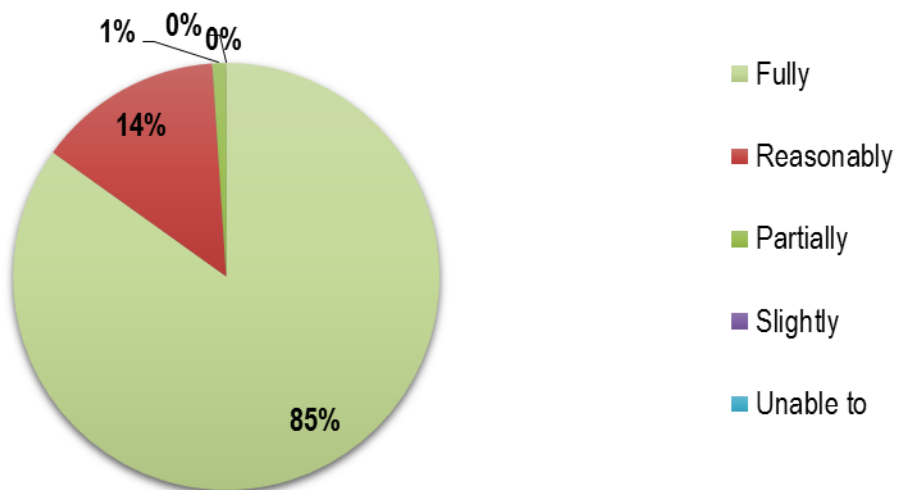


12. The teachers illustrate the concepts through examples and applications.

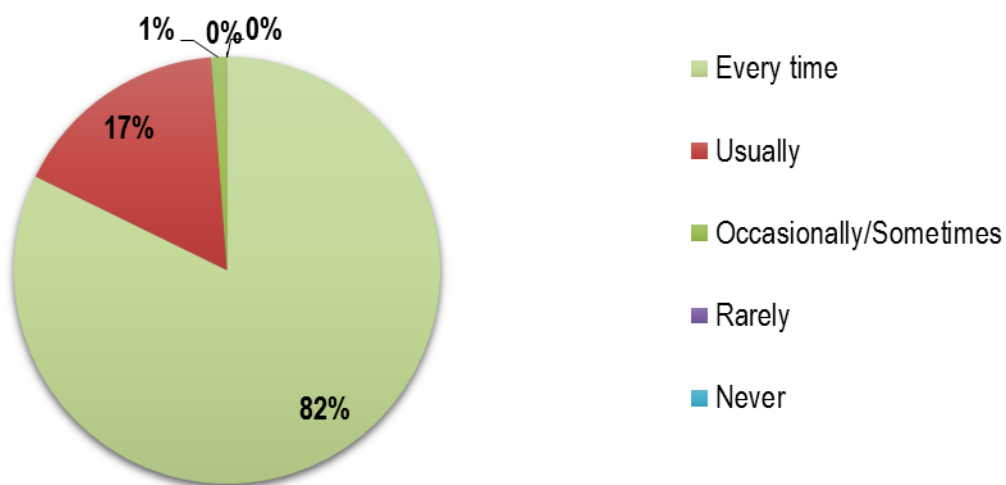




13. The teachers identify your strengths and encourage you with providing right level of challenges

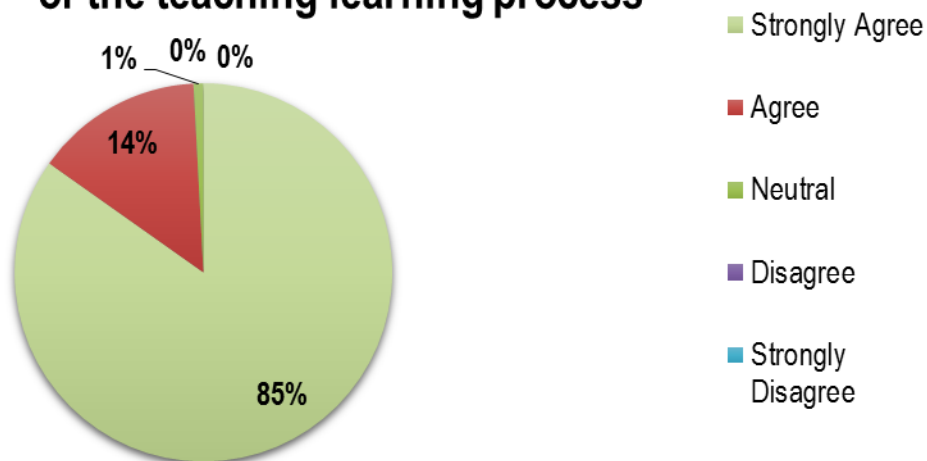


14. Teachers are able to identify your weaknesses and help you to overcome them

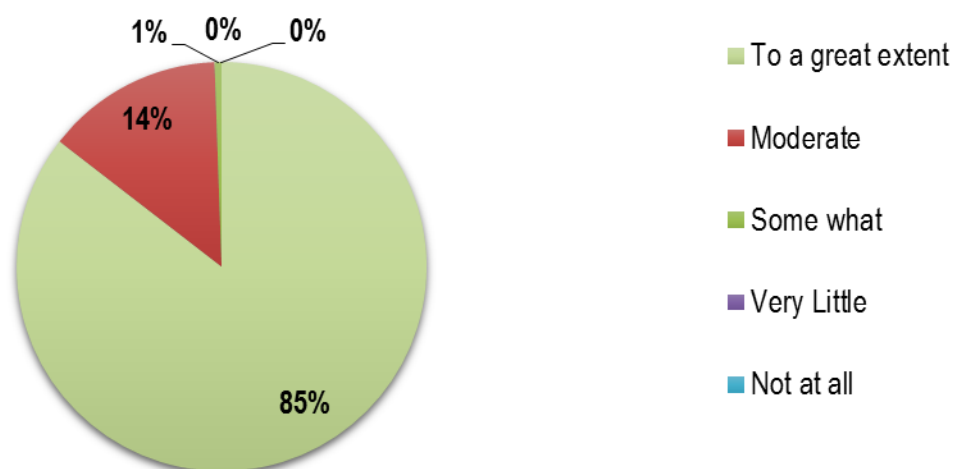




15. The institution makes effort to engage students in the monitoring, review and continuous quality improvement of the teaching learning process

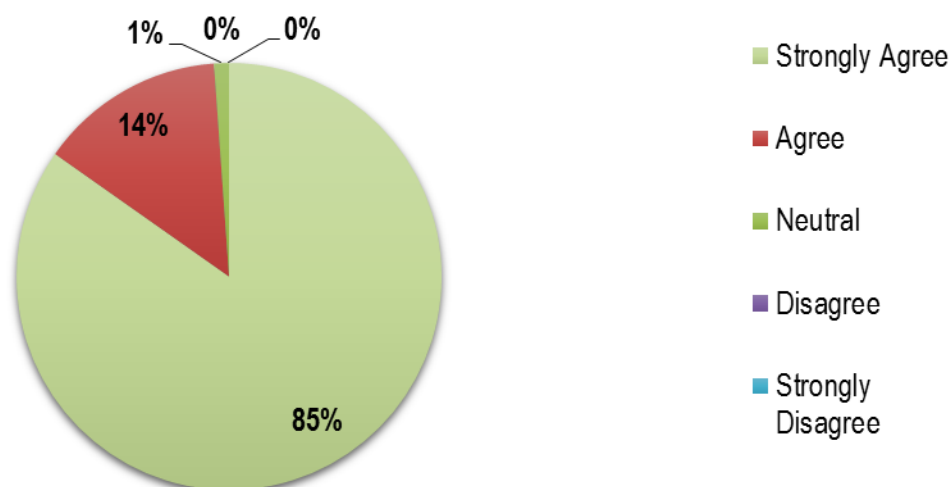


16. The institute/ teachers use student centric methods, such as experiential learning, participative learning and problem solving methodologies for enhancing learning experiences

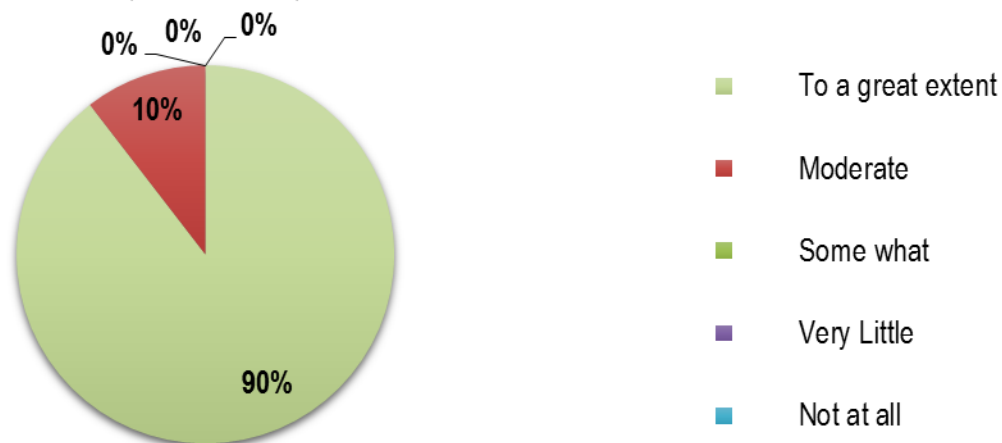




17. Teachers encourage you to participate in extracurricular activities

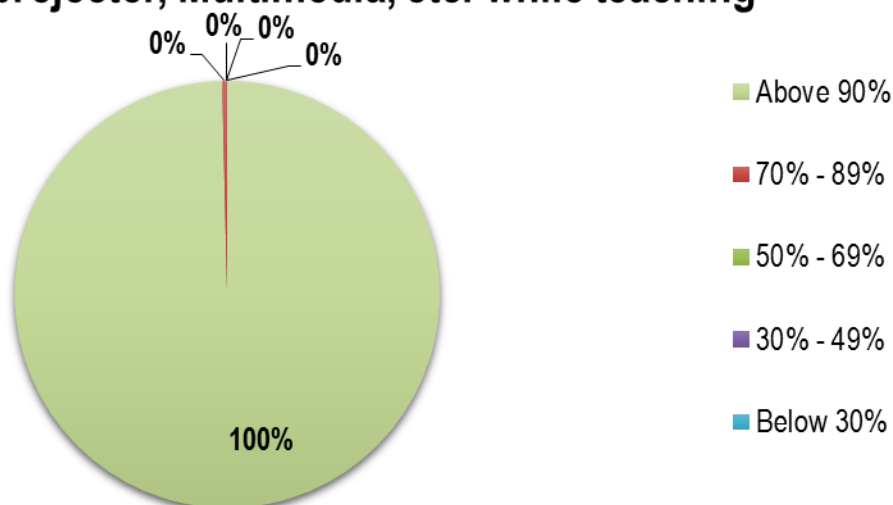


18. Efforts are made by the institute/ teachers to inculcate soft skills, life skills and employability skills to make you ready for the world of work





19. What percentage of teachers use ICT tools such as LCD projector, Multimedia, etc. while teaching



20. The overall quality of teaching-learning process in your institute is very good

