



Student Satisfaction Survey

Conducted on the basis of Student Satisfaction Survey Questionnaire of NAAC

Student Satisfaction Survey on Teaching Learning Process

Analysis Report 2023 – 2024

Total No. of respondents: 5412

1 How much of the syllabus was covered in the class?	
85% - 100%	98.76%
70% - 84%	1.24%
55% - 69%	0.00%
30% - 54%	0.00%
Below 30%	0.00%
2 How well did the teachers prepare for the classes?	
Thoroughly	89.17%
Satisfactorily	10.83%
Poorly	0.00%
Indifferently	0.00%
Wont teach at all	0.00%
3 How well were the teachers able to communicate?	
Always Effective	91.24%
Sometimes Effective	8.76%
Just Satisfactorily	0.00%
Generally Ineffective	0.00%
Very Poor Communication	0.00%
4 The teacher's approach to teaching can best be described as	
Excellent	88.82%



	Very Good	10.46%
	Good	0.72%
	Fair	0.00%
	Poor	0.00%
5	Fairness of the internal evaluation process by the teachers	
	Always Fair	85.90%
	Usually Fair	14.10%
	Sometimes Unfair	0.00%
	Usually Unfair	0.00%
	Unfair	0.00%
6	Was your performance in assignments discussed with you?	
	Every time	85.78%
	Usually	14.22%
	Occasionally/Sometimes	0.00%
	Rarely	0.00%
	Never	0.00%
7	The institute takes active interest in promoting internship, student exchange, field visit opportunities for students	
	Regularly	94.16%
	Often	5.84%
	Sometimes	0.00%
	Rarely	0.00%
	Never	0.00%
8	The teaching and mentoring process in your institution facilitates you in cognitive, social and emotional growth	



	Significantly	86.31%
	Very well	12.47%
	Moderately	1.22%
	Marginally	0.00%
	Not at all	0.00%
9	The institution provides multiple opportunities to learn and grow	
	Strongly Agree	88.77%
	Agree	10.86%
	Neutral	0.37%
	Disagree	0.00%
	Strongly Disagree	0.00%
10	Teachers inform you about your expected competencies, course outcomes and programme outcomes	
	Every time	94.28%
	Usually	5.72%
	Occasionally/Sometimes	0.00%
	Rarely	0.00%
	Never	0.00%
11	Your mentor does a necessary follow-up with an assigned task to you	
	Every time	86.52%
	Usually	12.80%
	Occasionally/Sometimes	0.68%
	Rarely	0.00%
	I don't have a mentor	0.00%



12	The teachers illustrate the concepts through examples and applications.	
	Every time	85.66%
	Usually	13.80%
	Occasionally/Sometimes	0.54%
	Rarely	0.00%
	Never	0.00%
13	The teachers identify your strengths and encourage you with providing right level of challenges	
	Fully	87.22%
	Reasonably	12.22%
	Partially	0.56%
	Slightly	0.00%
	Unable to	0.00%
14	Teachers are able to identify your weaknesses and help you to overcome them	
	Every time	83.28%
	Usually	16.02%
	Occasionally/Sometimes	0.70%
	Rarely	0.00%
	Never	0.00%
15	The institution makes effort to engage students in the monitoring, review and continuous quality improvement of the teaching learning process	
	Strongly Agree	85.69%
	Agree	13.83%
	Neutral	0.47%
	Disagree	0.00%



	Strongly Disagree	0.00%
16	The institute/ teachers use student centric methods, such as experiential learning, participative learning and problem solving methodologies for enhancing learning experiences	
	To a great extent	86.46%
	Moderate	13.22%
	Some what	0.31%
	Very Little	0.00%
	Not at all	0.00%
17	Teachers encourage you to participate in extracurricular activities	
	Strongly Agree	85.80%
	Agree	13.69%
	Neutral	0.51%
	Disagree	0.00%
	Strongly Disagree	0.00%
18	Efforts are made by the institute/ teachers to inculcate soft skills, life skills and employability skills to make you ready for the world of work	
	To a great extent	90.61%
	Moderate	9.39%
	Some what	0.00%
	Very Little	0.00%
	Not at all	0.00%
19	What percentage of teachers use ICT tools such as LCD projector, Multimedia, etc. while teaching	
	Above 90%	99.77%
	70% - 89%	0.23%



Kristu Jayanti College

AUTONOMOUS Bengaluru

Reaccredited A++ Grade by NAAC | Affiliated to Bengaluru North University

	50% - 69%	0.00%
	30% - 49%	0.00%
	Below 30%	0.00%
20	The overall quality of teaching-learning process in your institute is very good	
	Strongly Agree	96.82%
	Agree	2.61%
	Neutral	0.58%
	Disagree	0.00%
	Strongly Disagree	0.00%



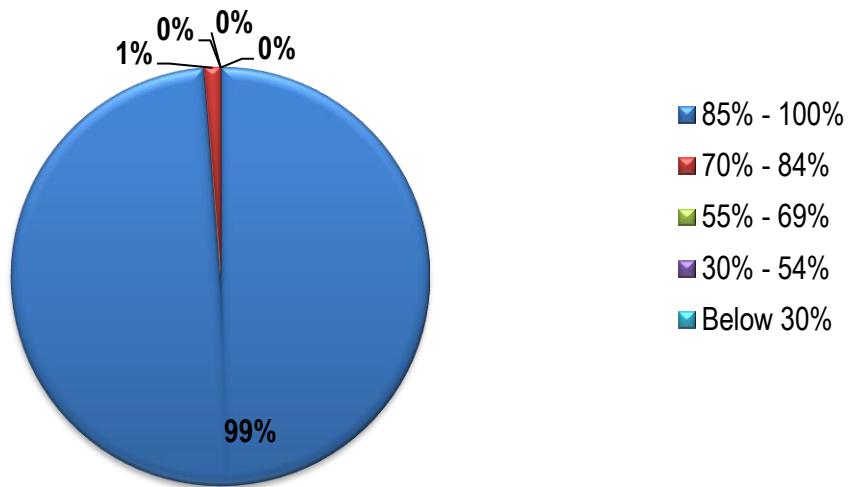
Student Satisfaction Survey

Conducted on the basis of Student Satisfaction Survey Questionnaire of NAAC

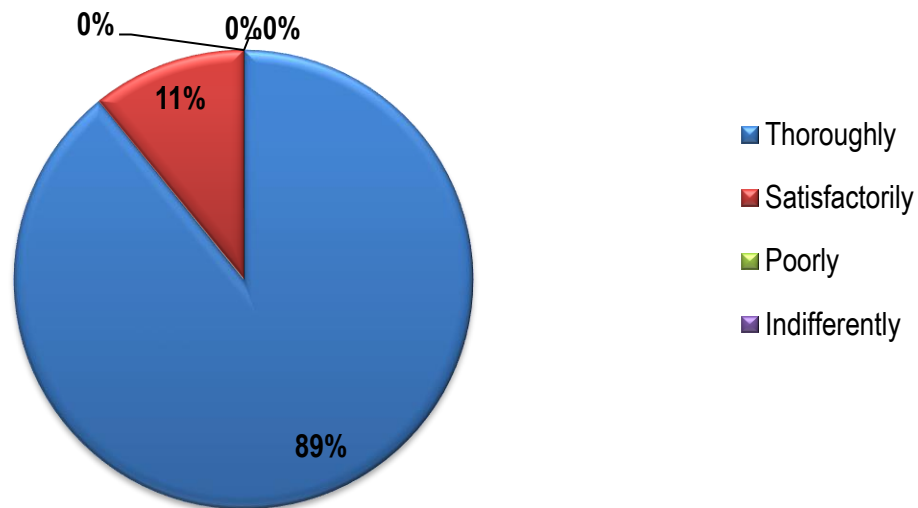
Student Satisfaction Survey on Teaching Learning Process Analysis Report 2023 – 2024

Total No. of respondents: 5412

1. How much of the syllabus was covered in the class?

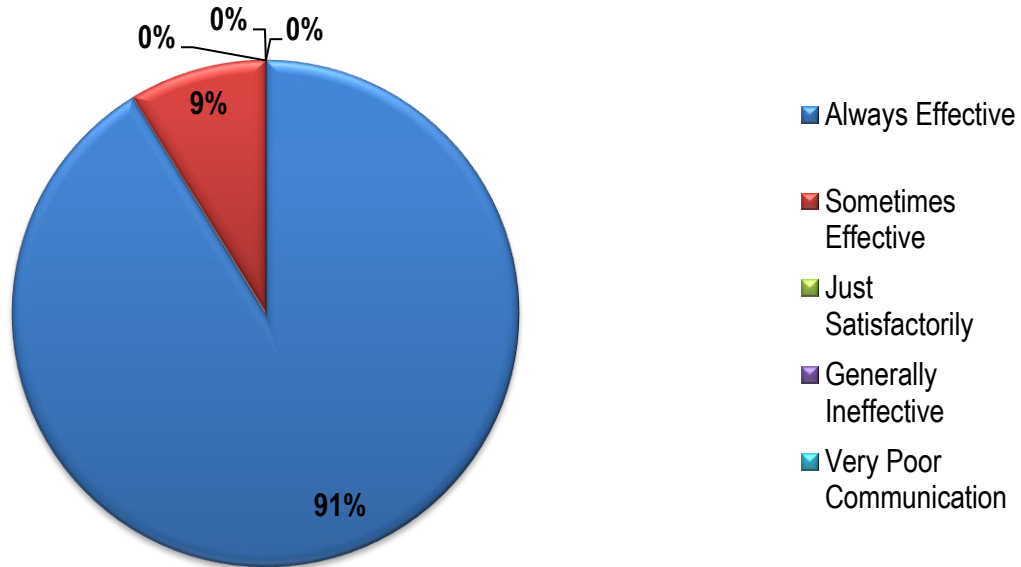


2. How well did the teachers prepare for the classes?

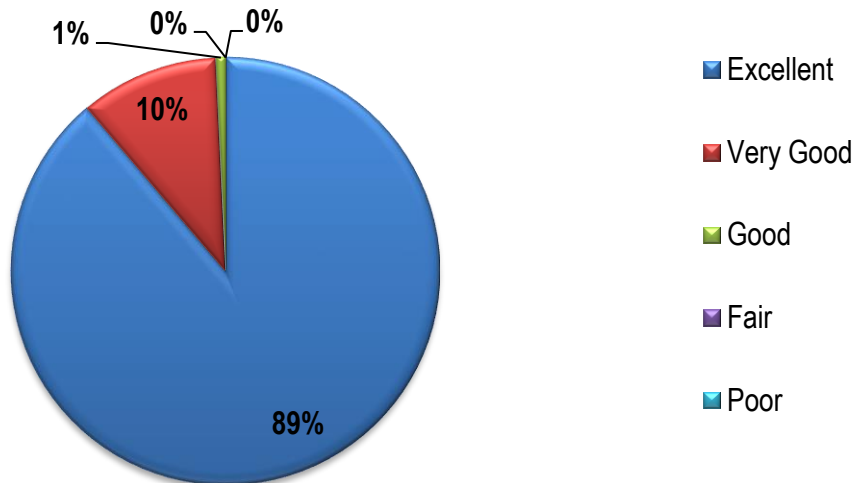




3. How well were the teachers able to communicate?

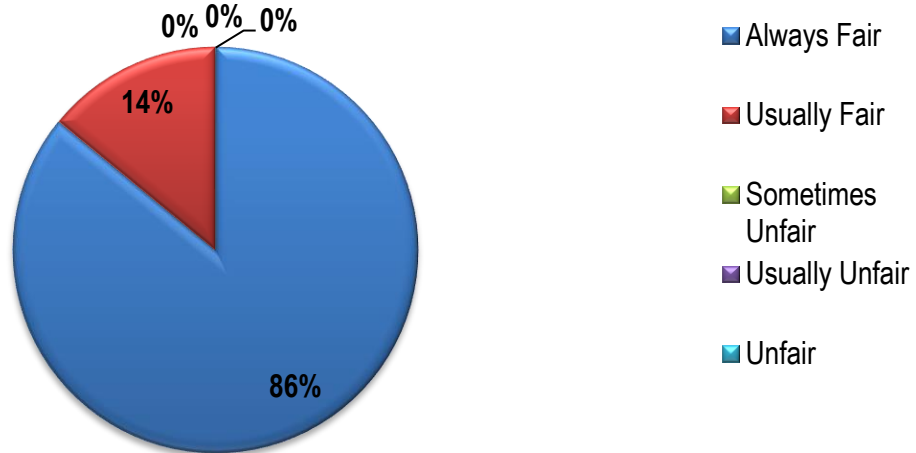


4. The teacher's approach to teaching can best be described as

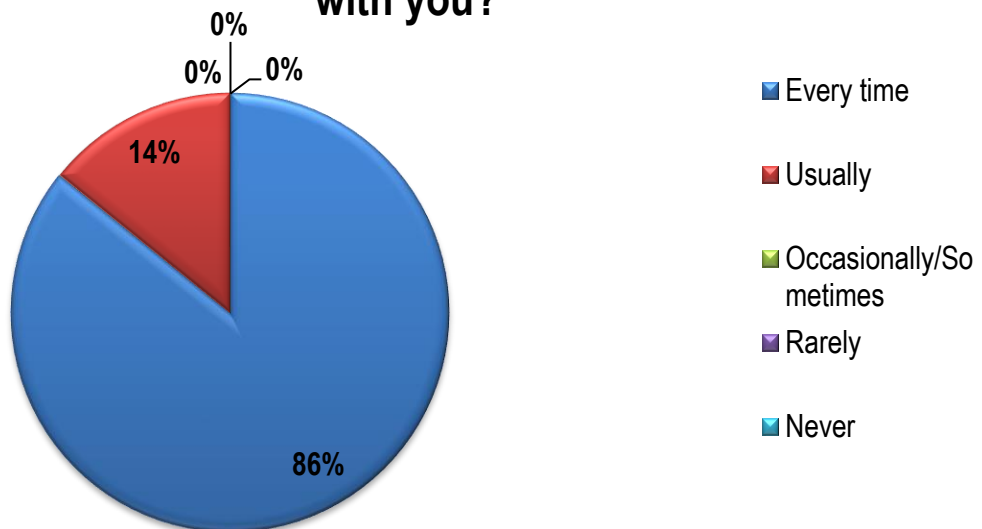




5. Fairness of the internal evaluation process by the teachers

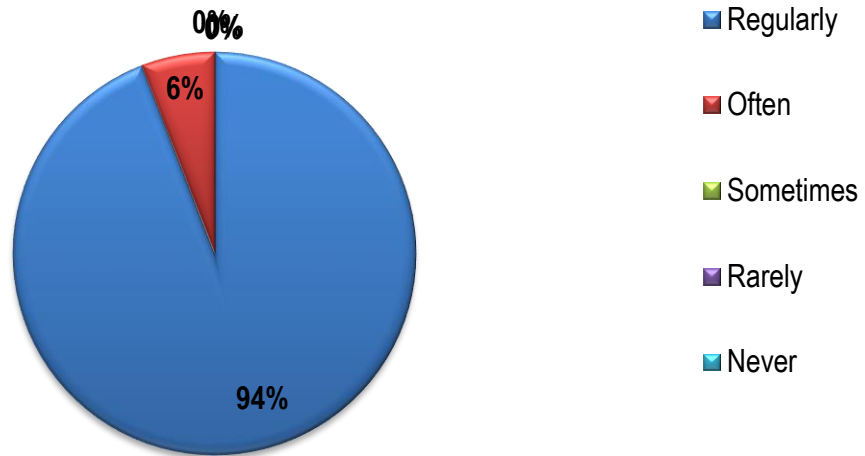


6. Was your performance in assignments discussed with you?

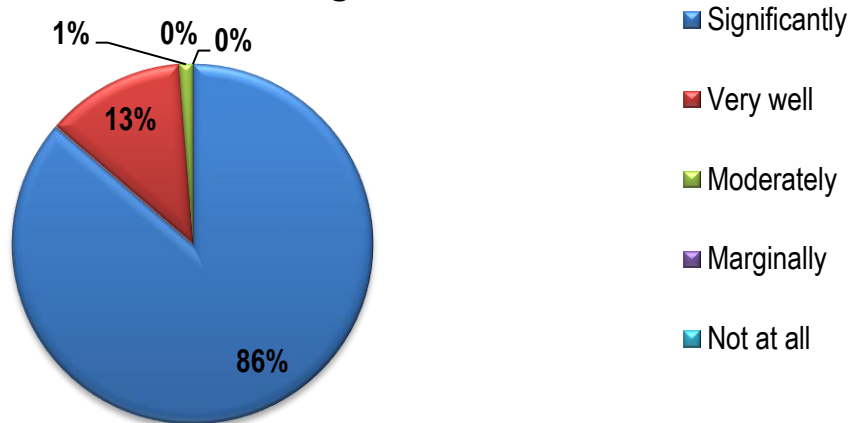




7. The institute takes active interest in promoting internship, student exchange, field visit opportunities for students

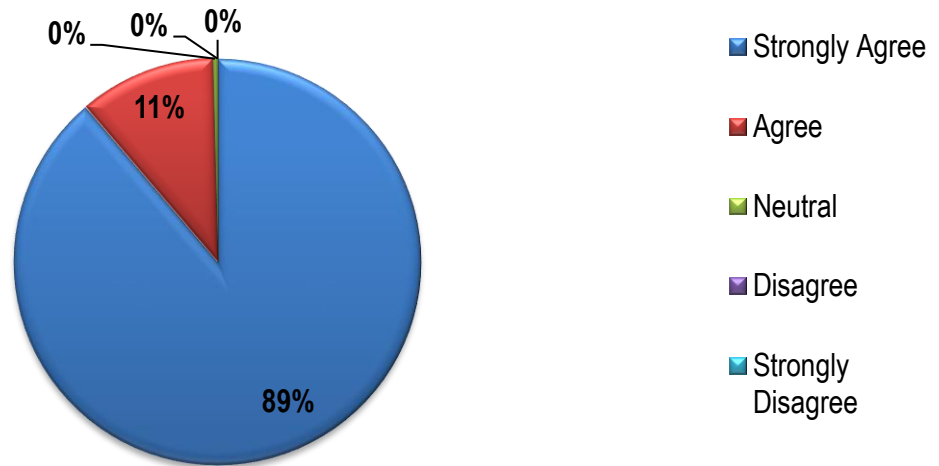


8. The teaching and mentoring process in your institution facilitates you in cognitive, social and emotional growth

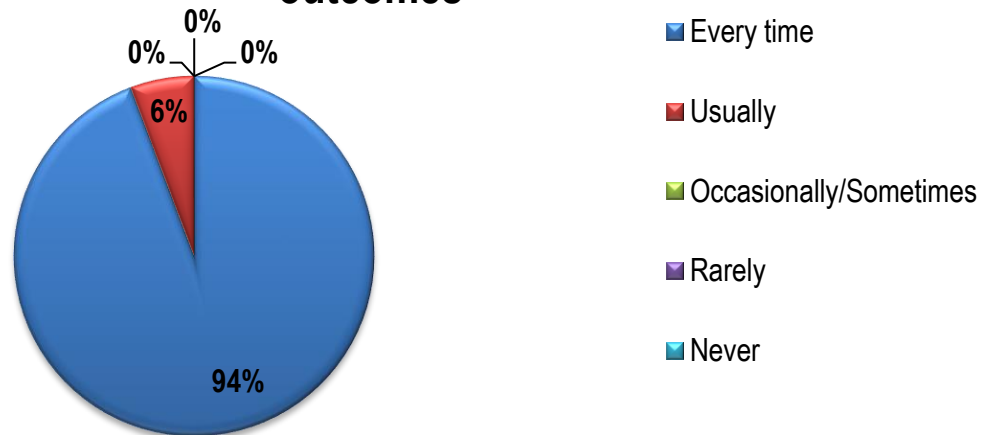




9. The institution provides multiple opportunities to learn and grow

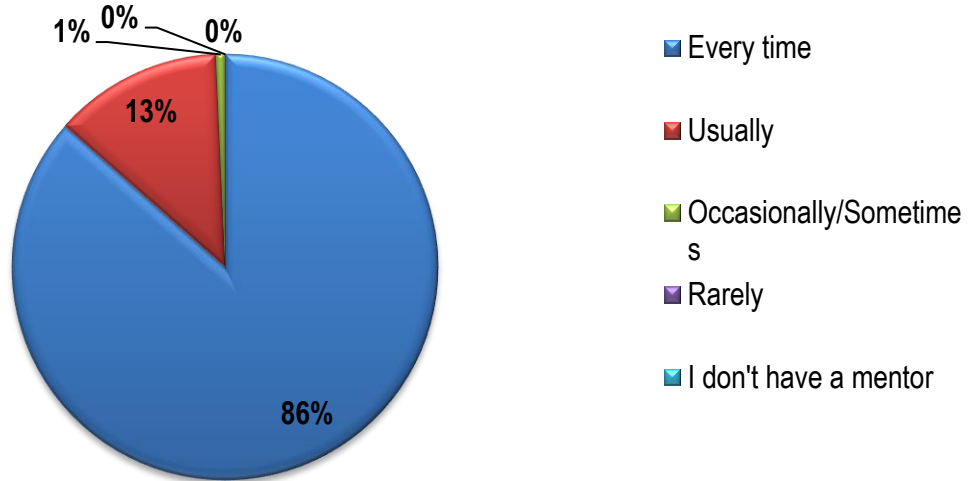


10. Teachers inform you about your expected competencies, course outcomes and programme outcomes

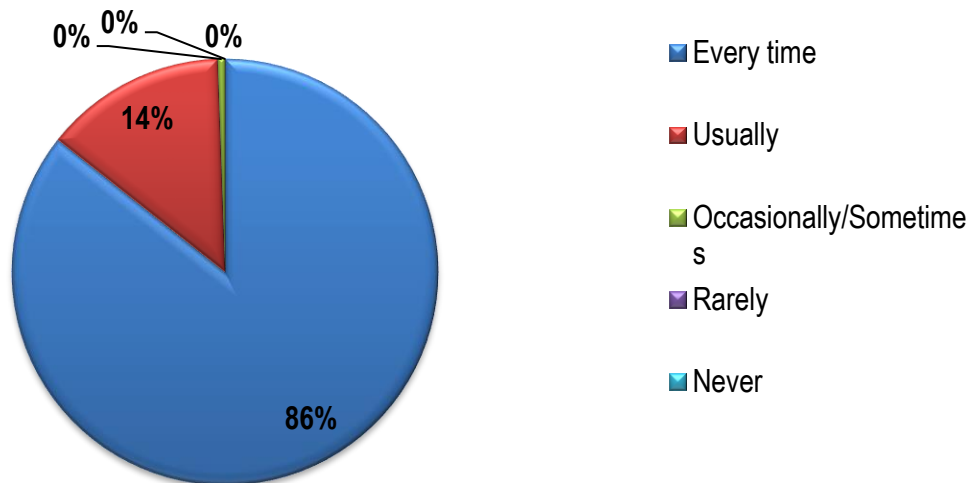




11. Your mentor does a necessary follow-up with an assigned task to you

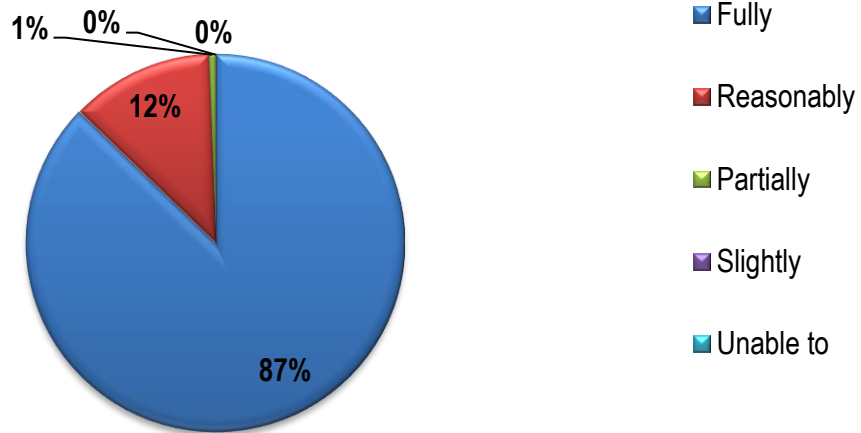


12. The teachers illustrate the concepts through examples and applications.

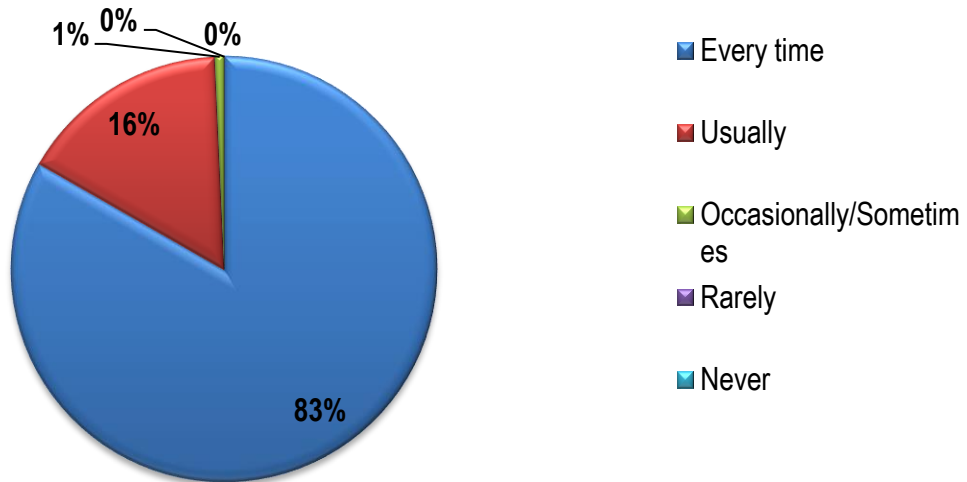




13. The teachers identify your strengths and encourage you with providing right level of challenges

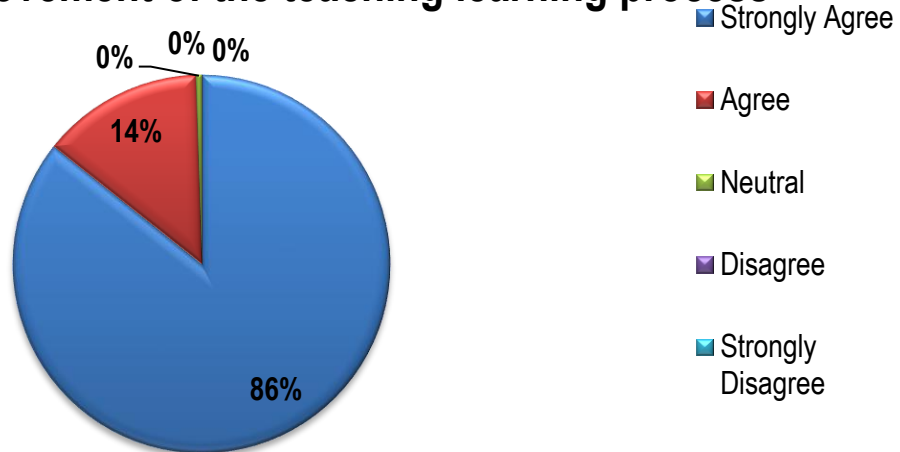


14. Teachers are able to identify your weaknesses and help you to overcome them

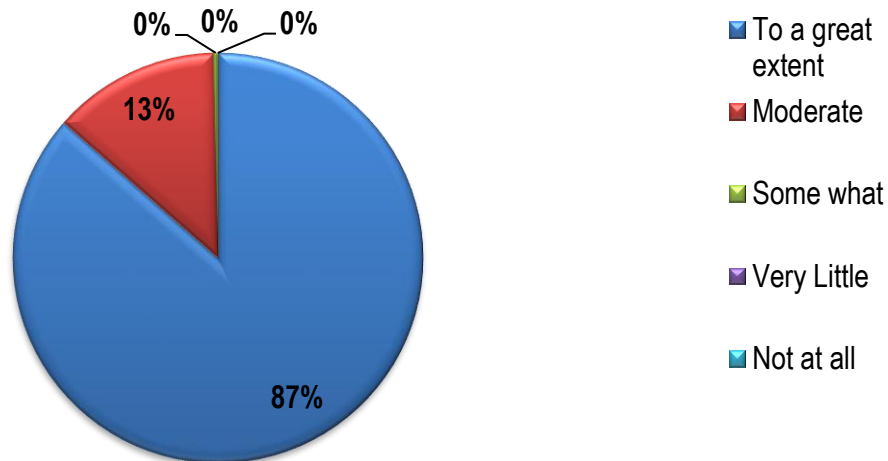




15. The institution makes effort to engage students in the monitoring, review and continuous quality improvement of the teaching learning process

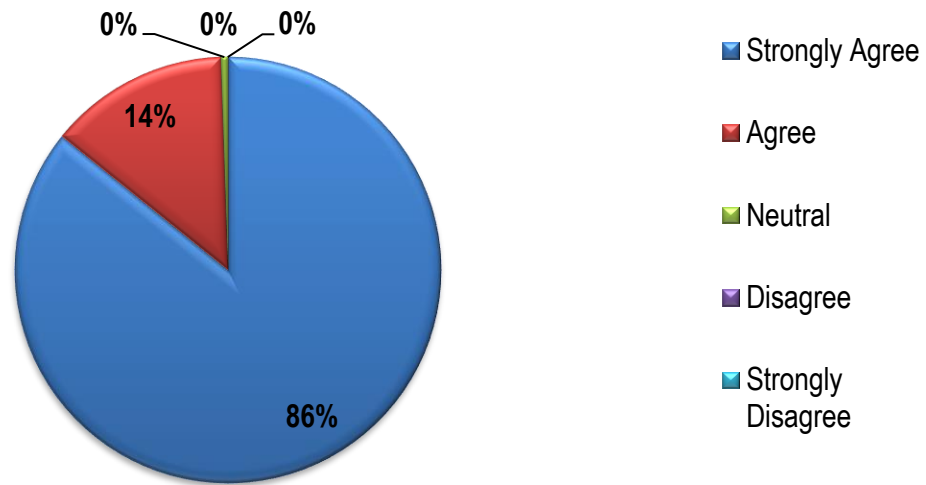


16. The institute/ teachers use student centric methods, such as experiential learning, participative learning and problem solving methodologies for enhancing learning experiences

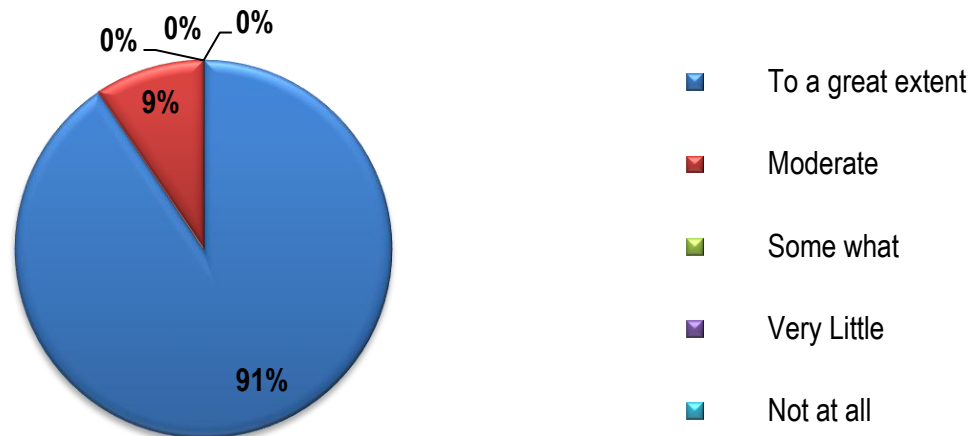




17. Teachers encourage you to participate in extracurricular activities

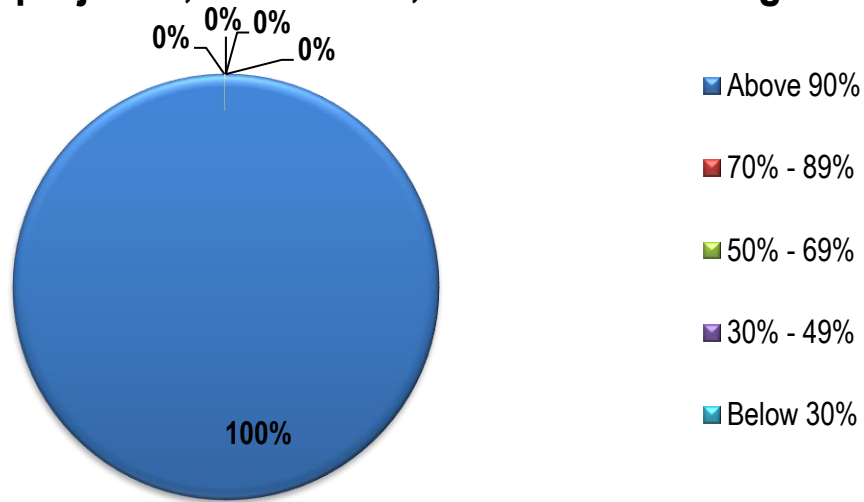


18. Efforts are made by the institute/ teachers to inculcate soft skills, life skills and employability skills to make you ready for the world of work





19. What percentage of teachers use ICT tools such as LCD projector, Multimedia, etc. while teaching



20. The overall quality of teaching-learning process in your institute is very good

